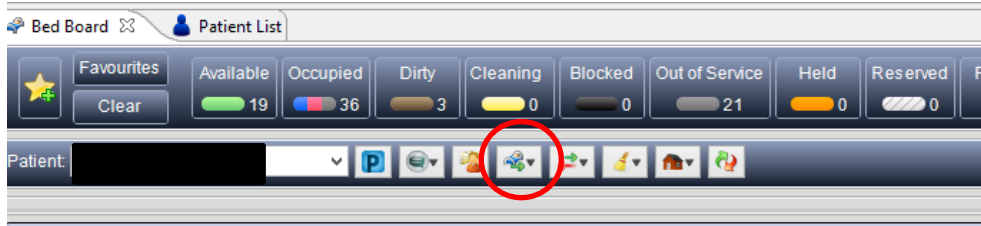
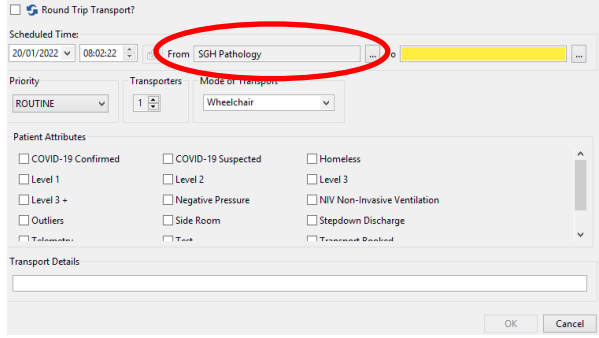
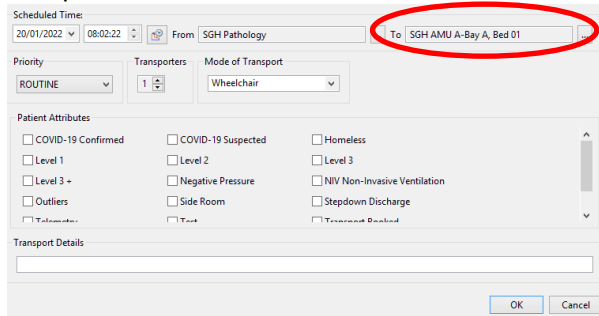
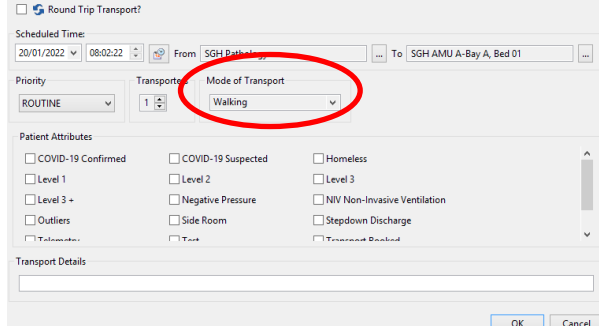
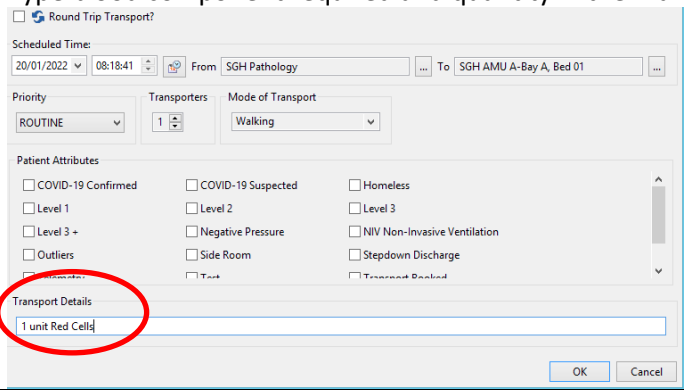


Requesting a Porter to Collect Blood Components Using CapMan

Step	Action
<ul style="list-style-type: none"> How to request a Porter to Collect Blood Components 	
1	Select the bed space/patient that requires the transfusion
2	Click the Transport tab 
3	Click Request Adhoc Transport
4	Change 'From' to either SGH or City Pathology dependant on requesting location. 
5	Complete the 'To' section 
6	Change mode of transport to walking 

Step	Action
7	<p>Type blood component required and quantity in the Transport Details</p> 
8	<p>Click 'OK'</p> 